





IX 700

EXPLOSION PROOF
INCREMENTAL ENCODER

Ex d IIC T6 (T4) Protection "d"
ATEX-Directive 2014/34/EU
Heavy Duty Construction
IP66/67 Protection
Up to 25000 Pulses Per Revolution
4,75 – 30 Volt, RS 422 Compatible



APPROVAL CERTIFICATIONS

 I M2 Ex db I Mb
 II 2 G Ex db IIC T4 Gb
 II 2 G Ex db IIC T6 Gb
 II 2 D Ex tb IIIC T70°C Db
Norms: EN 60079-0:2018; EN 60079-1:2014;
EN 60079-31:2014
Standards: IEC 60079-0 7th edition; IEC 60079-1 7th edition;
IEC 60079-31 2nd edition

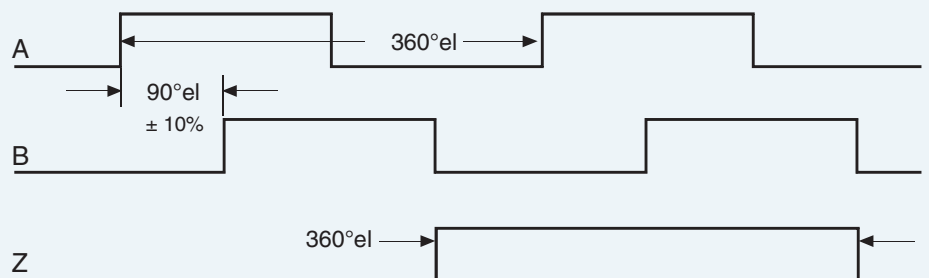
ELECTRICAL SPECIFICATIONS

Supply Voltage	4.75-30VDC
Current Consumption	max. 40 mA
Output Circuit	Push-Pull, RS 422A
Impulse Frequency	300 kHz (max)
Signal Level (high)	Vcc - 0.7 Volt
Signal Level (low)	0.3 Volt (max)
Short Circuit Protection	100%
Screened Cable	Chemically Resistant Flame Retardant

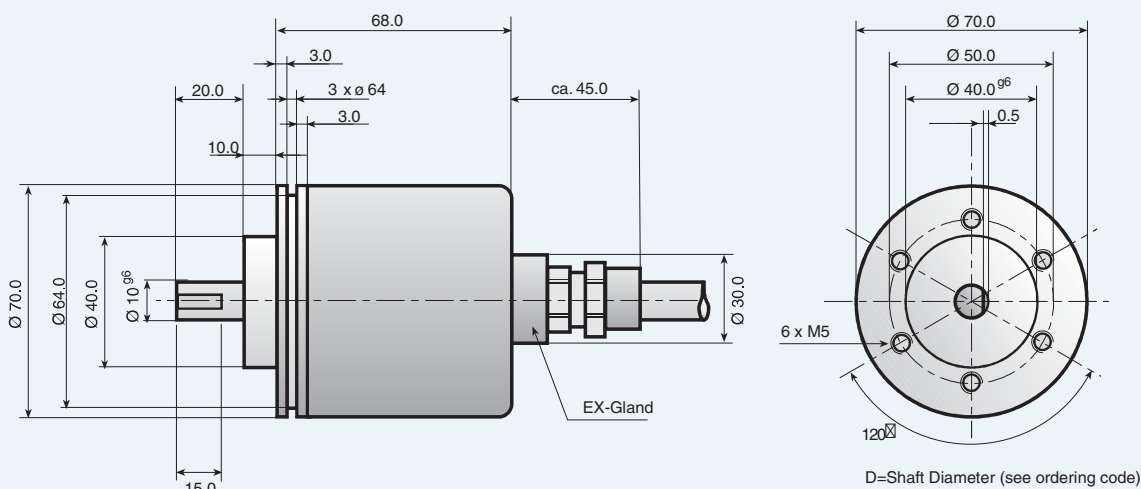
MECHANICAL SPECIFICATIONS

Cover	Stainless Steel
Bearing Housing	Stainless Steel
Shaft	Stainless Steel
Maximum RPM	3000 RPM (max)
Torque	> 0.4 Nm
Shaft Loading	Axial 60 N, Radial 50 N
Environmental Protection	IP66/67
Operating Temperature	-20 °C to +70 °C
Weight	1300 g (2.866 lbs)

OUTPUT SIGNALS



A leads B in the Clockwise Direction (facing shaft)
Complementary Signals are also available



ORDERING CODE

IX 700 - [] [] [] [] [] [] [] [] - [] [] [] [] []
 a b c d e f g h Pulses Per Revolution

- a **Group Function**
IX=Incremental Flame Proof
- b **Basic Series Number**
X700
- c **Shaft Size**
10=10 mm
12=12 mm
- d **Mechanical Options**
0=None, Y=Blind Hole Hollow Shaft

- e **Connection Type**
0=2 m (6') Cable
- f **Connection Location**
A=Axial
- g **Output Signals**
3=A+B+Z
6=A+B+Z+Complementary
- h **Output Circuit Type**
3=Push-Pull 4,75 to 30 Vdc

Notes:

Special functions and designs will be designated by a 4 digit code at the end of the part number. Consult factory for further details
 Resolution over 5000 PPR uses interpolation circuitry
 Please specify supply voltage 5Vdc or 8 to 30Vdc

CONNECTIONS

Function	Cable Number Code	Cable Colour Code
0 Volt	1	White
+ Volt	2	Brown
A	3	Green
B	4	Yellow
Z	5	Grey
\bar{A}	6	Pink
\bar{B}	7	Blue
\bar{Z}	8	Red